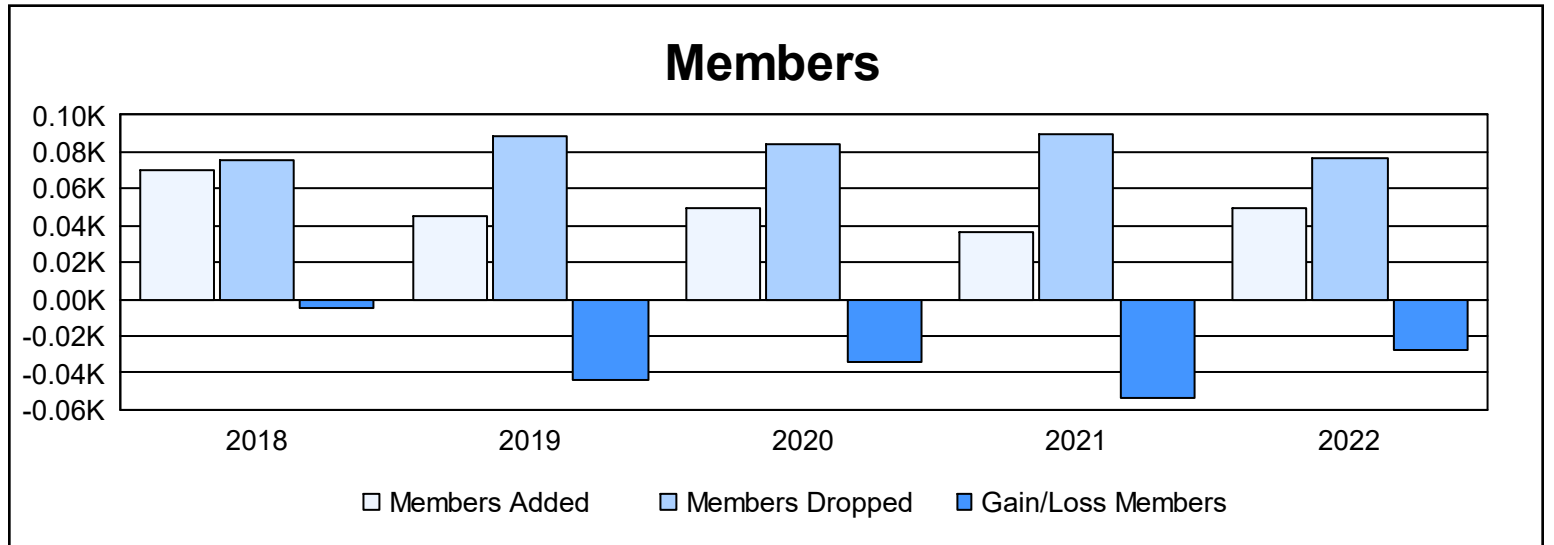
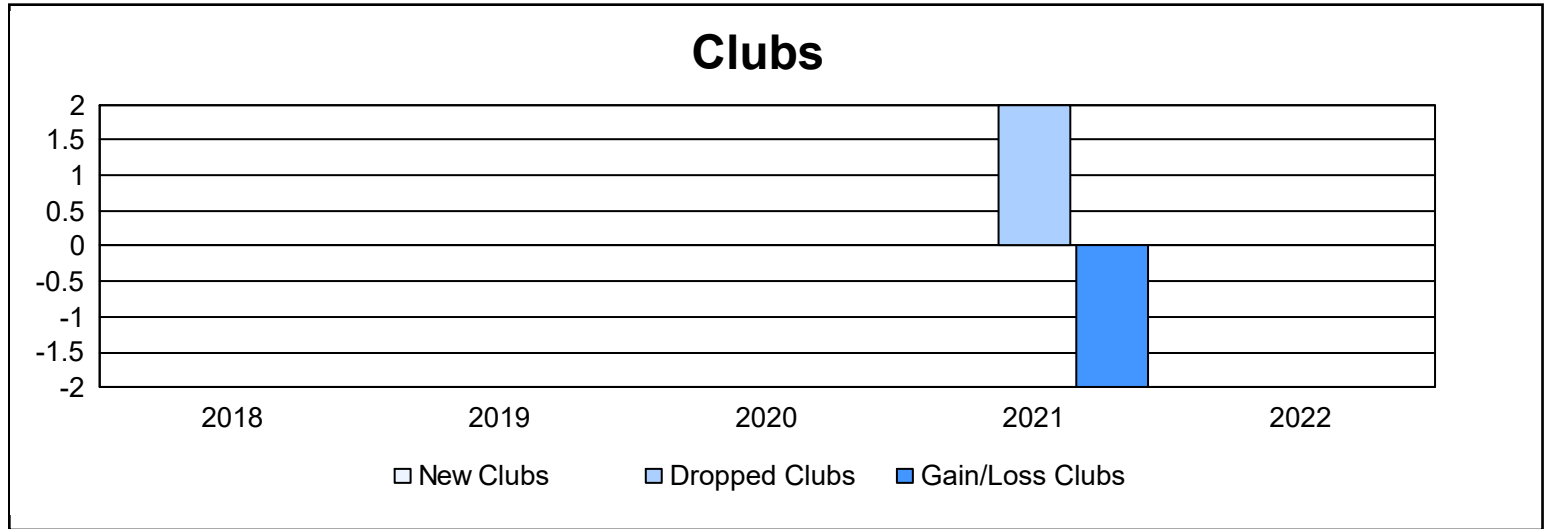
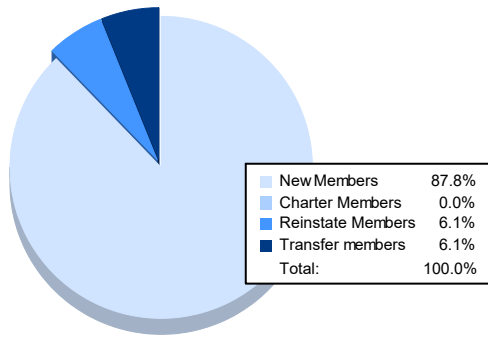


| Year | New Clubs | Dropped Clubs | Gain/ Loss Clubs | New Members | Charter Members | Reinstate Members | Transfer Members | Total Member Added | Total Members Dropped | Gain/ Loss Members |
|----------------|-----------|---------------|------------------|-------------|-----------------|-------------------|------------------|--------------------|-----------------------|--------------------|
| 2017-2018 | 0 | 0 | 0 | 63 | 0 | 6 | 1 | 70 | 75 | -5 |
| 2018-2019 | 0 | 0 | 0 | 35 | 3 | 4 | 3 | 45 | 89 | -44 |
| 2019-2020 | 0 | 0 | 0 | 41 | 0 | 7 | 2 | 50 | 84 | -34 |
| 2020-2021 | 0 | 2 | -2 | 32 | 1 | 1 | 2 | 36 | 90 | -54 |
| 2021-2022 | 0 | 0 | 0 | 43 | 0 | 3 | 3 | 49 | 77 | -28 |
| Average | 0 | 0 | 0 | 43 | 1 | 4 | 2 | 50 | 83 | -33 |



Membership Composition June 2022 Cumulative



Gender Composition June 2022 Cumulative

